



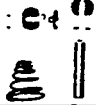










PROPELLER SHAFT GROUP

	MODEL	PROP. SHAFT ASS'Y, FRONT	PROP. SHAFT ASS'Y, REAR	TUBE, PROP. SHAFT, SPICER 3 SPEED, FRONT	TUBE, PROP. SHAFT, SPICER 3 SPEED, REAR	UNIVERSAL JOINT, SPICER TYPE	UNIVERSAL JOINT, CLEVELAND TYPE	UNIVERSAL JOINT, MECHANIC TYPE	UNIVERSAL JOINT W/ HOUSING, DETROIT TYPE	KIT, UNIVERSAL JOINT, DETROIT TYPE
										
UNIVERSAL MODELS	MB 4 CYL. L HEAD	A-1326	A-1327	A-1428	A-1429	936686				
	CJ2A 4 CYL. L HEAD	908820	906932	909214	640931	936686				
	CJ3A 4 CYL. L HEAD	908820	906932	909214	640931	936686				
	CJ3B 4 CYL. F HEAD	908820	906932	909214	640931	936686				
	CJ5 4 CYL. F HEAD	925895	906932	120814	640931	936686		924189		
	CJ6 4 CYL. F HEAD	925895	909482	120814	909487	936686		924190		
	M38 4 CYL. L HEAD	910904	925896	118513	118516	936686				
	M38A1 4 CYL. F HEAD	925895	925896	119706	118516	936686				
	CJ5 V-6 WITH 225 ENGINE	942174	942952			937340				
	CJ5 6 WITH 232 ENGINE	999045	999701			936686				
	CJ5 6 WITH 258 ENGINE	999045	999701			936686		934820		
	CJ5 V-8 WITH 304 ENGINE	999045	999701			936686		934811		
	CL01 V-6 WITH 225 ENGINE	942574	942947			937340		942910		
	CL01 6 WITH 232 ENGINE	999045	942947			937340		942910		
	CL01 6 WITH 258 ENGINE	999045	942947			937340		942910		
CL01 V-8 WITH 304 ENGINE	999045	942946			937340		942910			
STATION WAGONS	ALL 4 CYL. L HEAD 4 X 4	908820	915890	909214	915891	936686				
	ALL 4 CYL. F HEAD 4 X 4	908820	915890	909214	915891	936686	804003			
	6-226 2 X 4									
	6-226 4 X 4	908820	915890	909214	915891	936686	810969			
	J-162 6-230 2 X 4					936686		934811		
	J-164 6-230 4 X 4	942171				936686		934820	940800X	940800
	J-164 6-232 4 X 4					937340		940802	940800X	940800
	J-164 6-258 4 X 4					937340		940802	940800X	940800
	J-164 V8-327 4 X 4					936686		940802	940800X	940800
	J-164 V8-350 4 X 4					936686		940802	940800X	940800
	J-164 V8-304 4 X 4					937340	994827	940802	940800X	940800
J-164 V8-360 4 X 4					937340	994827	940802	940800X	940800	
TRUCKS	ALL 4 CYL. L HEAD 4WD	908820	908821	909214	909216	936686				
	ALL 4 CYL. F HEAD 4WD	908820	908821	909214	909216	936686	804003			
	FC-150 4 CYL. F HEAD 4WD	911695	906932	911696		936686				
	FC-170 6-226 4WD	917255	915890	919638		936686	810969			
	6-226 4WD	908820	908821	909214		936686	810969			
	6-230 4WD					936686				
	J264 & 364 6-232 4WD					936686				
	J264 & 364 6-258 4WD					936686				
	J264 & 364 V8-327 4WD					936686				
	J264 & 364 V8-350 4WD					936686				
	J264 & 364 V8-304 4WD					936686	994827			
	J264 & 364 V8-360 4WD					936686	994827			

LATE 4 CYL. CJ5 & 6 MODELS USE 911695 FRONT PROP. SHAFT ASS'Y. LATE V-6 CJ5 FRONT PROP. SHAFT ASS'Y = 947469

PROPELLER SHAFT GROUP

	MODEL	HOUSING, UNIVER- SAL JOINT, DETROIT TYPE	BOOT, UNIVER- SAL JOINT, DETROIT TYPE	SEAL, FELT, YOKE SLEEVE	CAP, DUST, YOKE SLEEVE	YOKE, SLEEVE, SPICER TYPE	YOKE, SLEEVE, CLEVE- LAND OR DETROIT TYPE	FLANGE, COMPAN- ION	U BOLT, UNIVER- SAL JOINT	
										
UNIVERSAL MODELS	MB 4 CYL. L HEAD			118578	118577	A- 935		A- 950	A- 490	
	CJ2A 4 CYL. L HEAD			118578	118577	A- 935		A- 950	A- 490	
	CJ3A 4 CYL. L HEAD			118578	118577	A- 935		A- 950	A- 490	
	CJ3B 4 CYL. F HEAD			118578	118577	909213		807784	A- 490	
	CJ5 4 CYL. F HEAD			118578	118577	909213		807784	A- 490	
	CJ6 4 CYL. F HEAD			118578	118577	909213		807784	A- 490	
	M38 4 CYL. L HEAD			120127	113373	118514		A- 950	A- 490	
	M38A1 4 CYL. F HEAD			120127	113373	119704		807784	A- 490	
	CJ5 V-6 WITH 225 ENGINE			937334	937333	937332		807784	A- 490	
	CJ5 6 WITH 232 ENGINE			925869	A- 942	932209			A- 490	
	CJ5 6 WITH 258 ENGINE			925869	A- 942	932209			A- 490	
	CJ5 V-8 WITH 304 ENGINE			925869	A- 942	932209			A- 490	
	C101 V-6 WITH 225 ENGINE			937334	937333	937332		807784	A- 490	
	C101 6 WITH 232 ENGINE			925869	A- 942	932209		641470	A- 490	
	C101 6 WITH 258 ENGINE			925869	A- 942	932209		641470	A- 490	
	C101 V-8 WITH 304 ENGINE			925869	A- 942	932209			A- 490	
STATION WAGONS	ALL 4 CYL. L HEAD 4 X 4			118578	A- 942	A- 935		A- 950	A- 490	
	ALL 4 CYL. F HEAD 4 X 4			118578	A- 942	A- 935	118576	A- 950	A- 490	
	6-226 2 X 4			118578	A- 942	909213	120148	A- 950	A- 490	
	6-226 4 X 4			118578	A- 942	909213	120148	A- 950	A- 490	
	J-162 6-230 2 X 4			925869	A- 942	932209		807784	A- 490	
	J-164 6-230 4 X 4			925869	A- 942	932209			A- 490	
	J-164 6-232 4 X 4 940794	940801	937334	A- 942	937332				A- 490	
	J-164 6-258 4 X 4 940794	940801	937334	A- 942	937332				A- 490	
	J-164 V8-327 4 X 4 940794	940801	925869	A- 942	937332				A- 490	
	J-164 V8-350 4 X 4 940794	940801	948981	A- 942	932209				A- 490	
	J-164 V8-304 4 X 4 940794	940801	937334	A- 942	932209				A- 490	
	J-164 V8-360 4 X 4 940794	940801	937334	A- 942	932209				A- 490	
TRUCKS	ALL 4 CYL. L HEAD 4WD			118578	A- 942	909213		A- 950	A- 490	
	ALL 4 CYL. F HEAD 4WD			118578	A- 942	909213	118576	A- 950	A- 490	
	FG-150 4 CYL. F HEAD 4WD			118578	A- 942	909213			A- 490	
	FG-170 6-226 4WD			118578	A- 942	912429			A- 490	
	6-226 4WD			118578	A- 942	909213	120148	A- 950	A- 490	
	6-230 4WD			925869	A- 942	932209		807784	A- 490	
	J264 & 364 6-232 4WD			925869	A- 942	932209		807784	A- 490	
	J264 & 364 6-258 4WD			925869	A- 942	932209		807784	A- 490	
	J264 & 364 V8-327 4WD			925869	A- 942	932209		807784	A- 490	
	J264 & 364 V8-350 4WD			948981	A- 942	932209			A- 490	
	J264 & 364 V8-304 4WD			925869	A- 942	932209			A- 490	
	J264 & 364 V8-360 4WD			925869	A- 942	932209			A- 490	

*A- 942 & 118577 DUST CAPS ARE INTERCHANGEABLE.